

Cushions

We have smaller and larger size cushions available for purchase direct from our Eboutique at: <http://store.orbita.com>, or call our toll free number: 800-800-4436 and we will be happy to assist you.

Orbita Guarantee/Warranty

Orbita watchwinders carry an iron-clad 2-year product guarantee, with the option to purchase an additional 3-year Extended Warranty (**must be purchased within 30 days of original purchase**).

Customer Support

Online

www.orbita.com

Email

info@orbita.com

Phone / Fax

910-256-5300 / 910-256-5356

Toll Free

800-800-4436

ORBITA[®]
CORPORATION

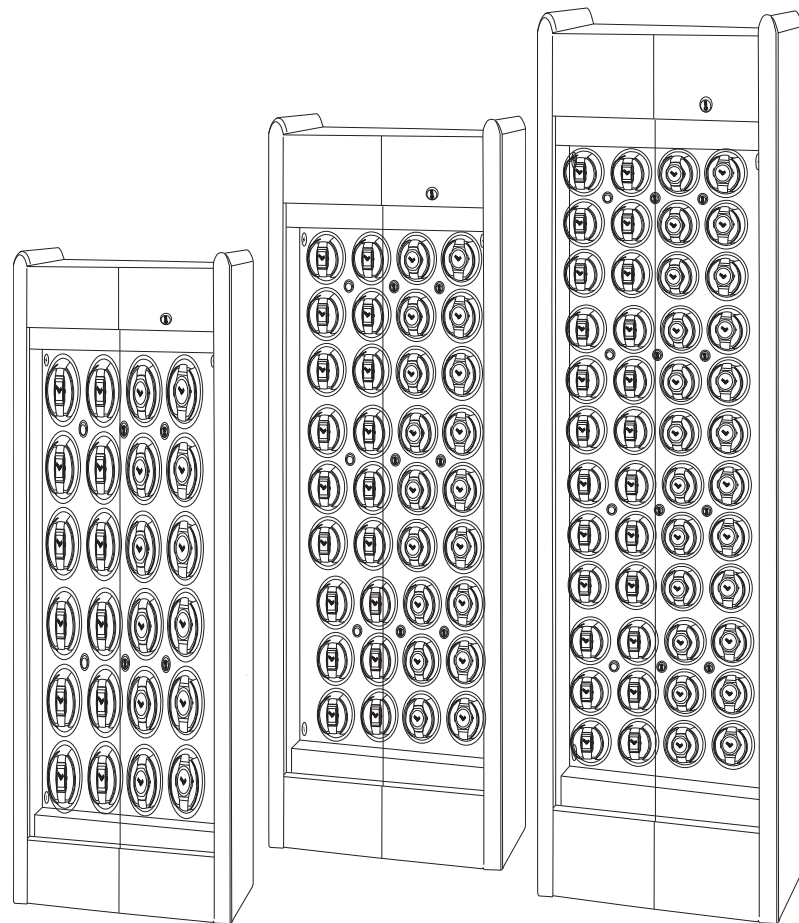
6740 Netherlands Drive Suite D
Wilmington, NC 28405
www.orbita.com

Revised July 2015



Made in USA

ORBITA[®]
WATCHWINDERS



**AVANTI 24, 36 or 48
Watchwinder**

INSTRUCTION GUIDE

Avanti 48 Watchwinder

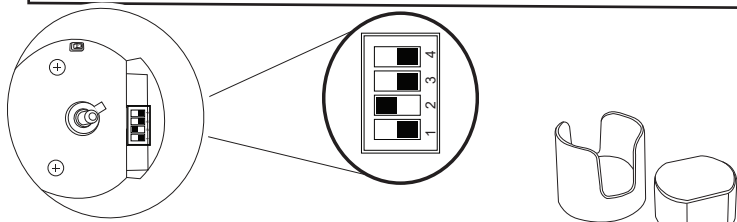
Congratulations!

This user guide will help take you through the initial set up and programming of your new watch winder. A majority of fine automatic watches require between 600 and 800 turns per day (TPD), whether worn on your wrist or turning on your watch winder.

Getting Started - Programmable

Turning Power On

1. Carefully unwrap the protective packaging.
2. Remove the key that is taped to the glass door.
3. Unlock and open the doors.
4. Select the programmable setting on each module. (Details below)
5. Mount watch on cushion and slide cushion into cup.
6. Slide the cup back on to the drive shaft making sure it is fully engaged.
7. Turn the power on using master power switch(es) (o/-).



Programming Settings (TPD = Turns Per Day)

OPERATING MODE	650 TPD	800 TPD	950 TPD	1300 TPD	1600 TPD
Clockwise Rotation Only					
Counterclockwise Rotation Only					
Automatic Reversing					
Pause Intervals	31 minutes	25 minutes	21 minutes	15 minutes	12 minutes

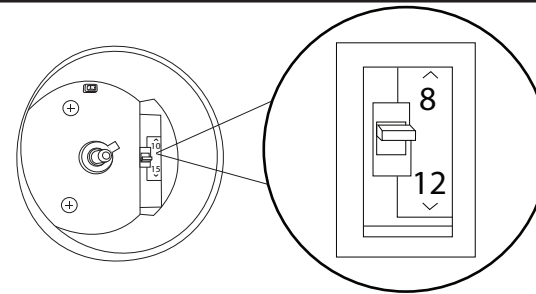
Visit our watch database: www.orbita.com

Getting Started - Rotorwind 10/15 Minute Switch

A program switch allows you to select one of two winding cycles: 8 minute (standard program) or 12 minute (extended program). The winding cycle begins every 8 or 12 minutes based on the program selected. Many watches that wind in both directions stay fully wound on the factory preset 8 min. setting.

To set the extended program, remove the mounting cup to reveal the program switch opening. Insert a small object (screwdriver, pencil, etc.) into the opening and slide the switch to the 12 minute setting.

The factory preset is the 8 minute setting.



Mounting Watch on Cushion

1. With the bracelet or strap of the watch **closed**, squeeze and slide the cushion through the watch. The back of the watch should rest against the Orbita logo and the strap should lie on the flat portion of the cushion.

