

## Avanti 9 Programmable

**Congratulations on your purchase.** Your ORBITA watch winder will provide you with many years of trouble-free service. It comes complete with a 2-year warranty for any defects in materials and/or workmanship. In order to provide you with proper support, and to keep you updated with information on performance enhancements, accessories and new product announcements, we ask that you take a minute to fill out the registration card included with your ORBITA watch winder. Be assured that we will not furnish your name, address or any other information you provide to us to any "third" parties.

### **EXTENDED WARRANTY PURCHASE**

There is always the possibility that any electro-mechanical device may fail due to unforeseen circumstances. ORBITA offers an optional extended warranty providing for an additional 3 year coverage period to insure against such contingencies. If you would like to purchase this option, please fill out the Extended Warranty card included with your watchwinder. You may fax or simply mail the paper work directly to us.

## Customer Support

Need a different size cushion? We have smaller and larger size cushions available for purchase direct from our website at [store.orbita.com](http://store.orbita.com), or call our toll free number (below) and we will be happy to assist you.

### **Online**

[www.orbita.com](http://www.orbita.com)

### **Email**

[info@orbita.com](mailto:info@orbita.com)


### **Toll Free**

800-800-4436

### **Phone / Fax**

910-256-5300 / 910-256-5356

**ORBITA**<sup>®</sup>  
WATCHWINDERS



**ORBITA**<sup>®</sup>  
CORPORATION

6740 Netherlands Dr.  
Suite D  
Wilmington, NC 28405  
[www.orbita.com](http://www.orbita.com)



Made in USA

PROGRAMMABLE AVANTI 9

INSTRUCTION GUIDE


## Programmable Watch Winders

### Congratulations!

This user guide will help take you through the initial set up and programming of your new watch winder. A majority of fine automatic watches require between 600 and 800 turns per day (TPD), whether worn on your wrist or turning on your watch winder. For convenience, Orbita programmable watch winders are preset at the factory for 800 TPD with clockwise rotation. However, many automatic watches wind both directions. Alternate settings are available and can be adjusted to accommodate any type of modern automatic wristwatch.

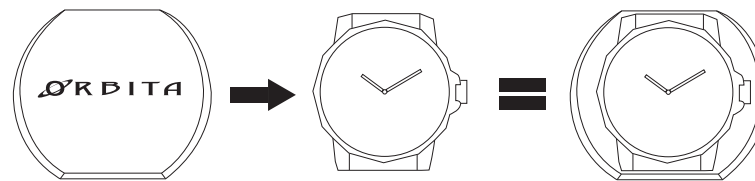
### Included In This Box

1. Avanti 9
2. Key (1)
3. Cup Assembly(9)
4. Standard Cushion(9)
5. AC Adapter (PN2302 6-Volt)
6. Warranty Registration
7. Instruction Book



## Mounting Watch on Cushion

1. With the bracelet or strap of the watch **closed**, squeeze and slide the cushion through the watch. The back of the watch should rest against the Orbita logo and the strap should lie on the flat portion of the cushion.



### Setting the DIP Switches

Each winding head can be set for a different watch. Programming is handled by four DIP switches located just behind the cup assembly. To learn what setting to use with your watch, visit our exclusive Watch Database on our website. There you can find the correct setting and use the table below to set the DIP switches.

## Getting Started

1. Carefully unwrap the protective packaging.
2. Remove the key that is taped to the glass door.
3. Unlock and open the doors.
4. Remove cushions and confirm each module is on by pressing the o/- to the right (-).
5. Slide the cushions back into the cup assembly.
6. Plug the adapter into the A/C port in the rear of the unit.

## Programming Settings (TPD = Turns Per Day)

OPERATING MODE	650 TPD	800 TPD	950 TPD	1300 TPD	1600 TPD
Clockwise Rotation Only					
Counterclockwise Rotation Only					
Automatic Reversing					
Pause Intervals	31 minutes	25 minutes	21 minutes	15 minutes	12 minutes

Visit our watch database: [www.orbita.com](http://www.orbita.com)